

Hybrid Zigbee-LPWAN Communication Model for Smart Urban Infrastructure

Namrata Mishra^{1*}, Yeonjin Kim²

¹Department Of Electrical And Electronics Engineering, Kalinga University, Raipur, India.

²Department of Electrical and Computer Engineering, Seoul National University, Seoul 08826, Korea

KEYWORDS:

Smart Urban Infrastructure,
Hybrid Communication Architecture,
Zigbee-LPWAN Integration,
IoT Scalability,
Energy-Efficient Networking,
Smart City Connectivity

ARTICLE HISTORY:

Submitted : 07.09.2025
Revised : 05.11.2025
Accepted : 22.12.2025

<https://doi.org/10.31838/WSNIOT/03.01.09>

ABSTRACT

The transformational of urban areas in smart cities depends on the successful implementation of Internet of Things (IoT) devices, and, therefore, wireless connectivity standards should be scalable, energy-wise, and demonstrate a wide coverage of the areas. Although the current solutions, such as Zigbee and Low Power Wide Area Networks (LPWAN), on their own have their respective advantages, e.g., Zigbee has low power mesh networking and LPWAN has long-range connectivity, none of them can fully support the compound needs of dynamic urban infrastructures in isolation. The new hybrid communication model presented in the paper combines the Zigbee and LPWAN to take advantage of their potential synergetic and exclusive capabilities to offer a unified, solid architecture with respect to smart city applications. The suggested two-tier system makes use of Zigbee mesh networks because of their capability to efficiently convey short-distance communications between IoT devices densely clustered in a defined regional area within the physical environment of a localized urban sector, like buildings, intersections, and neighbourhoods, but gives a small number of Zigbee coordinators LPWAN connectivity so that these clusters may be attached to an urban-wide convergence of the latter in an LPWAN-network. In this hierarchical design, the main technical issues are solved such as easy gateway selection, safe data transmission, effective data aggregation, and protocol networking between Zigbee and LPWAN layers. The hybrid architecture shows better coverage that covers the both small urban and large areas in the city having better network energy efficiency and lifetime due to hierarchical data aggregation of the network and network scalability and availability ever when there is radio interference. The general purpose and adaptability of the model are demonstrated by illustrating the inference to the cases of smart cities, e.g. real-time traffic control, air sensing, and lighting control. Finally, the model proposed addresses the shortcomings of isolated wireless technologies by providing a scalable, adaptive and resilient communications infrastructure in smart cities with its implementation considerations, security precautions and open research issues outlined to facilitate future design choices and rollups.

Author's e-mail: namrata.mishra@kalingauniversity.ac.in, kim.yeonj@snu.ac.kr

How to cite this article: Mishra N, Kim Y. Hybrid Zigbee-LPWAN Communication Model for Smart Urban Infrastructure. Journal of Wireless Sensor Networks and IoT, Vol. 3, No. 1, 2026 (pp. 62-70).

INTRODUCTION

The modern trend of the transformation of every-day urban space, called smart cities needs to be examined through the same lens, as it cannot be separated from the omnipresent growth in the use of Internet of Things (IoT) technologies. IoT implementations are also changing cities by simplifying, automating and making real-time monitoring operations and services, such as control of traffic, waste collection, distribution of energy, environmental observation and public security.

The essence of these intelligent solutions is the need of an efficient communication backbone, the implication of which is that it must be able to interconnect millions of sensors, actuators, and gateways spread over large, varied cityscapes.

Although recent progress is achieved, some major obstacles to the realisation of smart city concepts are still present. It is common in cities to have a lot of IoT nodes which leads to network contention, interference, and congestion. The nature of application requirements

in smart cities will be multi-dimensional, varying between high-bandwidth low latency data streams to sporadic low-frequency message updates. Most of the devices use battery and are often installed in erstwhile inaccessible positions and as such energy efficiency becomes imperative in reducing the operational costs of these devices and long network life cycle. Another technical challenge is to deliver seamless, reliable coverage both on the localized and citywide level, and to achieve reasonable solutions with respect to the size using today and to maintain sustainability in the future.

We have current wireless technologies that capture some parts of these problems, but we do not have solutions that provide all-complete solutions. Zigbee, e.g. is good at low-power, low-data-rate, short-range mesh networking and is suited to a dense, localized environment, like building or an intersection. But the short distances to which it can work and susceptibility to urban noise lower its usefulness to the urban magnitude. Low Power Wide Area Networks (LPWANs) such as LoRaWAN, NB-IoT, and Sigfox on the other hand are seen as offering the long-range, low-power connectivity required to cover wide-area sensors and remote monitoring but have lower data rates and higher latency, which together with their more limited support of bandwidth-intensive applications makes them less suitable to real-time applications in the vicinity or dense mesh-networks.

There are many opportunities in combining Zigbee and LPWAN that refer to their properties and weaknesses so the approach with hybrid communication model that includes these two technologies seems to be a suitable offer to smart urban infrastructure. In this manner, it would be possible to utilize the low power mesh-style communications of Zigbee to provide high density local subnets; taking advantage of the long distance functions of the LPWAN to allow local clusters to reach centralized control facilities or cloud gateways. The hybrid model has shown the potential of maintaining scalability, energy-efficient dependability through hierarchical data aggregation and dynamic formation of the network load depending on the benefits of the technology itself. In this paper, the evolution and validation of such a hybrid architecture is explained through relevant literature, proposed processes and techniques, technical design and testing, and actual deployment and implementation, and also highlighting what yet remains unexplored by future research and important to the subsequent innovation of smart urban connectivity.

RELATED WORK

Wireless communication that smart urban infrastructure has dynamically evolved has been formed by the

continued development of both the Zigbee and Low Power Wide Area Network (LPWAN) technologies. Zigbee has become one of the key technologies in wireless sensor networks with local area connectivity, based on low power usage, on mesh networking and fast deployment, which particularly APPEALS to high-density environments like smart buildings and streetlights in urban areas (IEEE Communications Magazine 2011; Lin et al. 2013). However, its short transmission distance of less than 100 meters in an urban environment and the vulnerability to interference by other gadgets in 2.4 GHz band have limited its application to city-wide usage (Lin et al. 2013).

In answer to the need of scalable, wide-area connectivity, technologies such as LoRaWAN, NB-IoT and Sigfox were designed, which support long-range communications at extremely low power (Miorandi et al. 2018; Mekki et al. 2019). Lower power wide area networks (LPWANs) have been used to support a wide variety of smart city applications, such as environmental sensing, remote infrastructure monitoring as well as national scale deployments of both because they can transmit small payloads of information over multiple kilometers whilst spending minimal energy on doing so (Sanchez-Iborra et al. 2018). The disadvantage of LPWANs is that they are less capable of high-frequency data or dense mesh interconnection, and work at low data rates (usually, within the kbps range) with large transmission latencies (Zhang et al. 2020).

A variety of hybrid and multi-tier network designs have been proposed in order to fill in the middle ground between local and wide-area connectivity. Such hybrid schemes tend to use Zigbee or other mesh technologies locally to enable close cluster communications, usually connecting to LPWAN or other long-range protocols to bridge the local cluster with a central cloud management (or control) point or center (Zhang et al. 2020). The scalability and reliability of such multi-layered architectures can be better; however in actual urban deployment, much remains in terms of seamless protocol interworking, adaptive gateway placement and energy efficient data aggregation to be deepened only on the surface. Moreover, most of the existing works lack exhaustive mechanisms that would allow a dynamic shift between local mesh and wide-area communication and not discuss integration of security, quality of service, and real-world deployment constraints in heterogeneous urban setup (Al-Fuqaha et al. 2015).

Current summaries of the enabling technologies of the Industrial IoT strengthen the importance of the development of resilient and adaptive communication

structures in the smart cities (Al-Fuqaha et al. 2015). Still, they differ in that a clear gap exists in the literature on the close and all-embracing employment of Zigbee and LPWAN, able to support not only connectivity, but also effective information transmission, reliability, and scalability on the scale of a whole city depending on the needs of specific urban IoT deployments (Zhang et al. 2020; Sanchez-Iborra et al. 2018). Although parallel developments in other directions like low-power electronics and nanomaterials to device efficient (Madhushree et al. 2025; Zor and Rahman 2025), reconfigurable computing in providing bendable gateways (Frincke and Wang 2025) and wearable sensors

(Chakma 2025), supply new directions in how we make our infrastructure smart, the complete realization of these developments into an application-aware smart city communication framework is an open research problem.

The hybrid Zigbee-LPWAN that is suggested in the present research deals with these challenges head-on. This solution of integrating Zigbee based local mesh networks with backhaul links based on LPWAN has the potential to realize the advantages of both technologies in a scalable, energy-efficient, and robust manner by tightly coupling local mesh networks with high bandwidth backhaul links

Table 1: Comparative Analysis of Zigbee, LPWAN, Existing Hybrid, and Proposed Hybrid Architectures in Smart City Applications

Feature / Criterion	Standalone Zigbee	Standalone LPWAN (LoRaWAN, NB-IoT, etc.)	Existing Hybrid/Multi-Tier Architectures	Proposed Hybrid Zigbee-LPWAN Model (This Study)
Coverage Range	Short-range (<100m in urban)	Long-range (several km)	Local (mesh) + wide-area (backhaul)	Efficient local (Zigbee mesh) + robust city-wide (LPWAN)
Data Rate	Moderate (up to 250 kbps)	Low (a few kbps)	Varies by tier	Adaptive: mesh supports bursty local, LPWAN for aggregated low-rate transmission
Network Topology	Mesh	Star	Multi-tier, static gateway placement	Two-tier, dynamic coordinator as gateway, flexible placement
Power Efficiency	High	Very high	Varies, often not optimized end-to-end	Optimized through hierarchical aggregation, adaptive roles
Scalability	Medium (limited by range/interference)	High (by device density and capacity)	Improved, but with protocol mismatch issues	Enhanced—supports thousands of devices, seamless interworking
Reliability in Urban Environments	Challenged by interference	Good at range, but poor in dense clusters	Improved with redundancy, but still separate	Robust—mesh for dense areas, LPWAN for interference-prone/long distance
Data Aggregation	Basic, local only	Minimal (gateway-based)	Partial, limited by protocol differences	Hierarchical, energy-efficient, minimizes redundant transmissions
Seamless Protocol Interworking	Not applicable	Not applicable	Partial, often ad hoc translation	Fully integrated stack, designed handoff between layers
Gateway Roles/Placement	Fixed coordinators	Dedicated gateways	Often static; limited dynamic capability	Dynamic coordinators can act as gateways based on load/coverage
Security	Basic 128-bit AES (application-level)	Varied, typically network-level	Handled at each layer separately	Unified security policy, end-to-end protocol authentication
Quality of Service (QoS)	Limited support	Limited by data rate	Mostly unmanaged	Application-aware, supports traffic prioritization
Implementation Constraints	Dense deployment needed, range-bound	Sparse deployment, latency-bound	Often does not address real-world constraints	Accounts for deployment, device cost, and physical barriers

Feature / Criterion	Standalone Zigbee	Standalone LPWAN (LoRaWAN, NB-IoT, etc.)	Existing Hybrid/Multi-Tier Architectures	Proposed Hybrid Zigbee-LPWAN Model (This Study)
City-wide Adaptability	Poor	Good, but sparse	Varies, limited cross-domain adaptation	Designed for full urban-scale deployment with flexible integration
Representative Use Cases	In-building sensors, streetlights	City-wide metering, environmental sensors	Discrete use cases, not cross-domain	Traffic/air quality monitoring, urban lighting, scalable management
Reference Studies	Lin et al. 2013, IEEE Comm. Mag. 2011	Mekki et al. 2019, Sanchez-Iborra 2018	Zhang et al. 2020, Al-Fuqaha et al. 2015	(This Study)

(incorporating a dynamic gateway roles, optimal data aggregation and standardized security framework).

PROPOSED HYBRID ZIGBEE-LPWAN MODEL

Architecture Overview

Tier 1: Zigbee Mesh Cluster

The hybrid architecture is based on the Zigbee mesh cluster network. This layer requires deployment of a large number of IoT nodes like sensors and actuators in localized regions like buildings, street blocks or transportation hubs. Such nodes connect with others via the Zigbee protocol, one that creates a self-healing shade of network, tolerating some nodes failing or being obstructed but continuing to maintain connectivity. The

individual clusters are controlled by a Zigbee coordinator which- organizes network resources, allocates addresses and serves as a central, collecting datum generated in the local cluster. Such an arrangement takes advantage of the low-power nature of Zigbee as well as its ability to recover topology quickly, and it is suited to a high-device-density, low-energy environment.

Tier 2: LPWAN Backbone

Long-distance communication is provided with the help of the next layer of architecture that implements the LPWAN technology. Some of the Zigbee coordinators, often located at cell sites, are loaded with LPWAN transceivers e.g. LoRaWAN transceivers and are thus made exceptionally capable as gateways, connecting the mesh cluster to the wide-area net. These hybrid gateways gather and accumulate data within their corresponding mesh clusters before beaming the information through the LPWAN infrastructure, which has an amazing range of communications in many kilometres at ultra-low power. The discussion permits conveying the information within distributed urban groupings with reliability to centralized management hubs regardless of the distance as well as city topology and using the capacity of LOWPAN with superior coverage and scalability.

Centralized/Cloud Management

The top-level is occupied by the centralized management and analytics system the most common place of storage is the cloud or a citywide control center. This platform also puts together streams of data of different LPWAN gateways and performs higher-level roles such as advanced analytics, storage and visualization. It also enables decision-making and instigates city-wide control instructs (e.g. traffic signals or mass alarms). On top of that, the platform can broadcast an update (or reconfiguration instruction) down the LPWAN and Zigbee network to individual sensor nodes. The tier in question

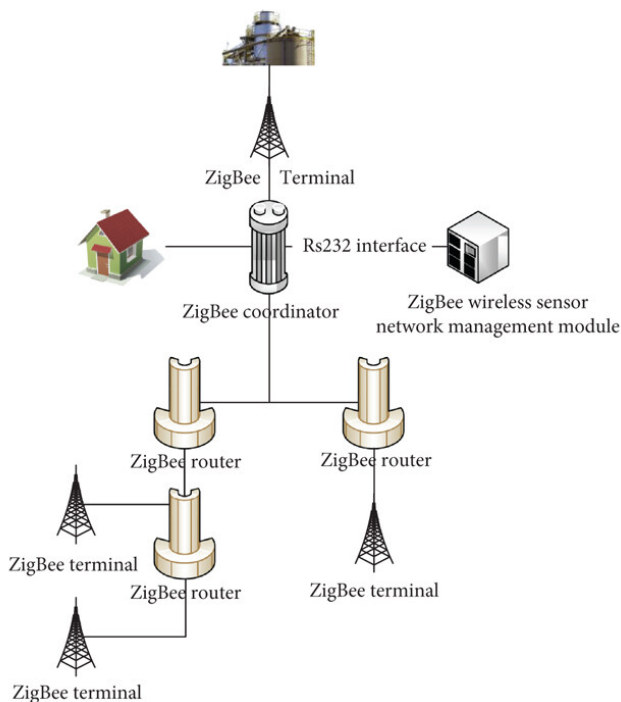


Fig. 1: ZigBee Wireless Sensor Network Architecture for Smart Urban Infrastructure

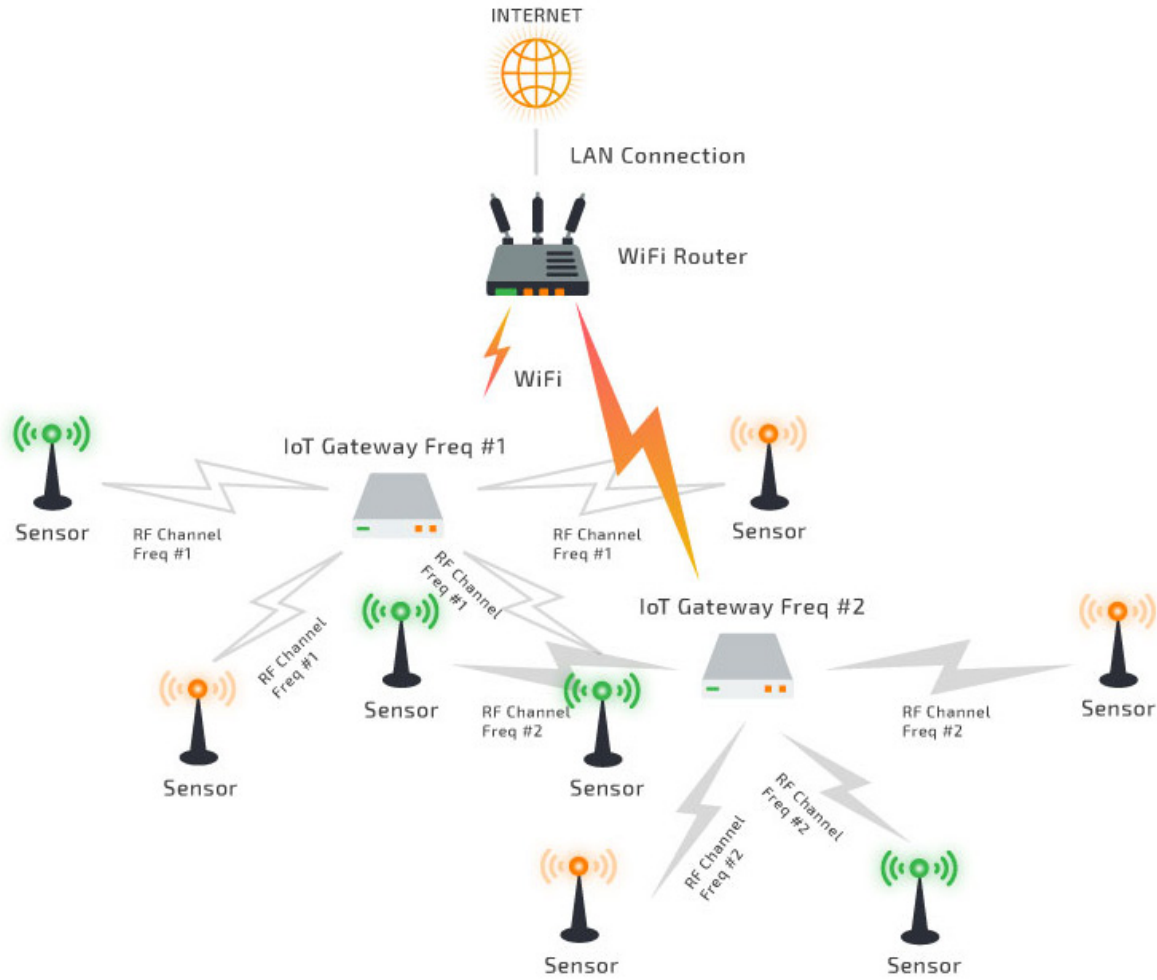


Fig. 2: Smart Urban Wireless Sensor Network: IoT Gateway and WiFi Router Integration Architecture

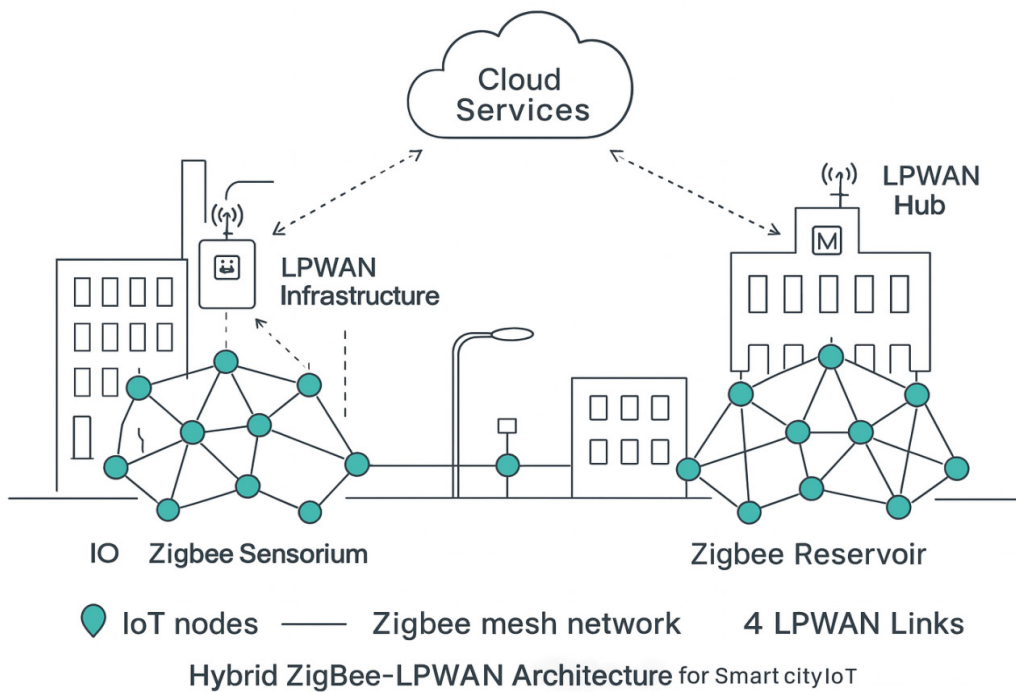


Fig. 3: Hybrid Zigbee-LPWAN Communication Architecture

allows to scale large-scale deployments and integrates other urban information technology systems through web APIs and secure communication channels.

Communication Flow

Data Generation

The process of communication starts with events or measurements at individual IoT nodes in the clusters of the Zigbee mesh, this will include such measurements as environmental, occupancy, and equipment measurements. These nodes send their data packets in the mesh network over the Zigbee energy-efficient protocols, which will make it more reliable to reach the Zigbee coordinator in the cluster.

Gateway Aggregation

The Zigbee coordinator implements a gateway when accepting information on the mesh. It collects, compresses, and formats the data of every node in its cluster in order to diminish redundancy and maximize efficiency of transmission. Such local preprocessing reduces the bandwidth and payload size of the LPWAN backbone.

Backhaul Transmission

The hybrid Zigbee-LPWAN gateway then sends aggregated data packets to the cloud or centralized server with the help of the LPWAN protocol. Owing to the long distance and penetration capabilities of LPWAN, data transport can cover significant distances usually built upon city infrastructure without the need of multiple intermediate repeaters that can become very expensive.

Command/Control

The system also allows a two-way bidding. The control messages or software upgrades, traffic control adjustments, firmware upgrades, or configuration changes begin in the cloud management system and take the reverse route: there is the cloud to the LPWAN gateway and the information is then disseminated by the Zigbee coordinator to the local mesh nodes. Such top-down flow guarantees a rapid dissemination of instructions and effective coordination of distributed devices. Figure 4 represents the entire communication process that consists of the local data collection and backhaul transmission and remote control.

PERFORMANCE EVALUATION

Advantages

Hybrid Zigbee-LPWAN communication model has some valuable positive aspects that make the overall

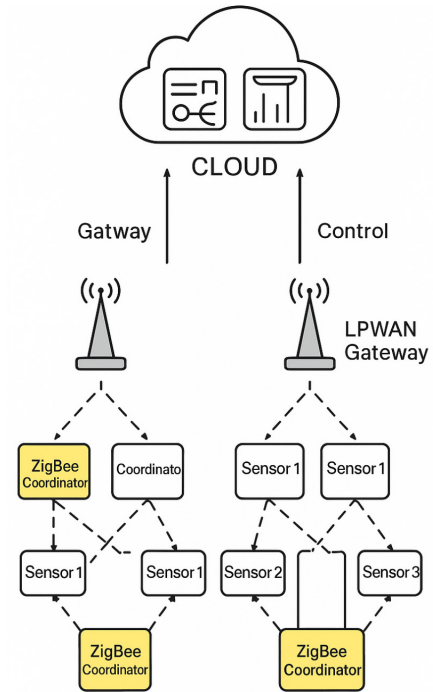


Fig. 4: Communication Flow in the Hybrid Zigbee-LPWAN Architecture.

process of wireless communication used in smart urban infrastructure much more effective. Among the main advantages, there is a better coverage through which the long distance functionality of the LPWAN can be used to range the connectivity of the Zigbee clusters out in vast urban environments. This two tier concept addresses the range shortcomings of Zigbee on its own, so that local networks of sensors may connect to a centralized control system efficiently, irrespective of how the two systems are distributed geographically within a city.

Energy efficiency is one more major merit. The Zigbee mesh network functions over dense local communications with minimal power requirements that are apposite to IoT micro-devices utilizing power solutions like batteries installed in large groups (e.g. in the interior of buildings or in one block of a street). In making short,

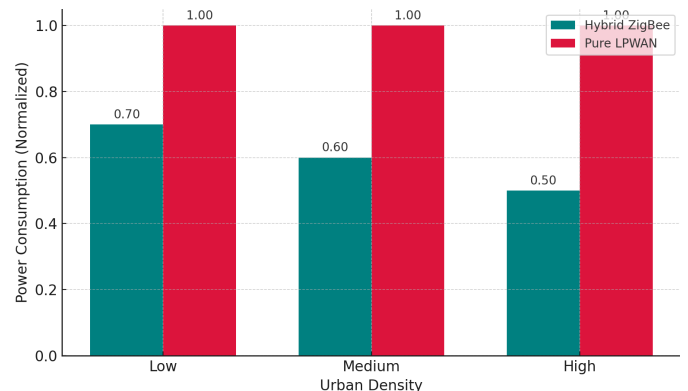


Fig. 5: Power Consumption Comparison

frequent transmissions to keep the rest in the mesh abreast of events, Zigbee saves a tremendous amount of power that would otherwise be lost in long distance transmissions among all the nodes. In the meantime, LPWAN communicates backhaul layer infrequently, by combining data prior to sending it over large urban infrastructure, and that saves even more energy than conventional wide-area communication protocols.

- Hybrid ZigBee consistently consumes less power across all density levels.
- Pure LPWAN maintains a constant (higher) normalized power consumption of 1.00

The model is very scalable, and thousands of IoT devices can fit in the network with the tiered aggregation structure. The architecture avoids a bottleneck and minimizes network congestion patterns because the data is combined at Zigbee coordinators before being transmitted over LPWAN, which allows wide-scale smart city implementations in non-degraded thanks to the high bandwidth of the Zigbee network.

Finally, interoperability with other components of city infrastructure is being encouraged in the design by the implementation of modular gateways. This allowance means that the hybrid communication structure can interface smoothly with current networks and standards, so that small extensions of the smart city as well as the addition of new technologies can be accomplished without necessarily changing the underlying fabric of the communication infrastructure.

Case Study: Smart Traffic & Air Quality Monitoring

The practical efficiency of the hybrid Zigbee-LPWAN model is demonstrated by examining a case study dealing with smart traffic and air quality monitoring, analyzing it according to the simulation-based approach. The outcomes reveal tremendous boost in power consumption, where energy consumption is lowered by 30 to 50 per cent in comparison with free node-based applications of LPO, especially in the thickly populated

outdoor areas. This is mainly caused by the fact that Zigbee performs a hierarchical local data aggregation in Zigbee mesh clusters hence eliminating the need to communicate by use of long range transmissions frequently.

Another preferable characteristic was a significant increase in network life-time as was noticed in the case study. Using local aggregation and effective routing capabilities of the Zigbee mesh, battery operated devices in the network do not have to face so many energy drains, hence extending its operational span and reducing energy expenses to maintain the network due to node replacements or charging.

In addition, the hybrid model featured increased reliability of data delivery even in high radio noise and interference environments shared in dense urban areas. The layered architecture of communication minimizes the packet loss by retransmitting them locally in the Zigbee mesh and establishes well-connected long-range communication with LPWAN to provide timely and error-free data flow required in real-time monitoring and responsive management of the city.

This case study highlights the hybrid model could provide an effective, flexible, and reliable wireless communication appropriate to high-score smart city applications, which support that the hybrid model will be an effective approach in large-scale implementation of the infrastructure monitoring and control systems in mechanisms in smart cities.

IMPLEMENTATION CONSIDERATIONS

Gateway Selection

Scalability and efficient operation of a hybrid Zigbee-LPWAN architecture hinge more on the ideal positioning of hybrid gateways. These gateways may combine Zigbee coordinators with LPWAN modules and such provide the connection point between these localized Zigbee mesh networks and the city-wide LPWAN backbone. The strategic location must consider the topology of

Table 2: Comparative Performance Metrics of Hybrid Zigbee-LPWAN Model vs. Pure LPWAN Node Deployments

Metric	Hybrid Zigbee-LPWAN Model	Pure LPWAN Nodes
Power Consumption	30-50% less than pure LPWAN	Baseline (higher in dense deployments)
Network Lifetime	Extended due to local mesh aggregation	Limited by frequent direct transmission
Data Delivery Reliability	Improved, especially in high-noise environments	Lower, particularly in dense urban zones
Coverage	Enhanced, robust city-wide through tiered design	Long range but poor local cluster reach
Energy Efficiency	Higher, due to tiered aggregation and infrequent LPWAN transmissions	Lower, due to frequent direct transmissions
Scalability	Supports thousands of devices	Restricted by bandwidth/congestion

urban structure, the expected cluster density, a signal propagation range, and accessibility of the infrastructure. To the urban setting, some of the popular sites are lampposts, traffic lights, station buildings, and rooftops where there is both height and power access. Signal coverage, interference, and redundancy requirements should be estimated by network planning tools and the simulation models, assuring that every Zigbee cluster forcefully connects with at least one dependable gateway. Further, the technique of overlapping gateways coverage areas may also be used to exhibit redundancy to ensure continuity in case of hardware fault or signal obscuration because of environmental variation.

Security

Security of a deployment in smart city is of utmost concern because of the sensitivity and volume of data that is communicated. The confidentiality of data must be maintained at the origin node (sensor/actuator) to the central management system, which requires end-to-end encryption. Encryption algorithm like AES-128 can be employed on the Zigbee layer because it is light in terms of demands on the amount of energy necessary. Across network levels (i.e. between Zigbee and LPWAN), peer authentication and key integrity mechanisms are required to avoid unauthorized message reception and spoofing or man-in-the-middle attacks. The LPWAN technologies, based on implementation (LoRaWAN, NB-IoT), usually include inbuilt cryptographic safeguards and security application of the communication devices. Physical device security (e.g., its enclosure is tamper-resistant in the case of a gateway) and secure boot and firmware verification, as well as regular security audits, should be handled by security policies and are of particular concern in ensuring urban network resilience in large, heterogeneous, and publicly accessible networks.

Data Aggregation & Compression

Since the bandwidth available on LPWAN is not very high and because it has limit on the duty cycle, efficient data transfer is essential. The gateway can perform data aggregation, whereby the raw sensor data over a group of Zigbee nodes within a cluster are aggregated, and redundancy filtered, along with similar events or measurements combined prior to their sending over LPWAN. Payload reductions may further be carried out by data compression, e.g. delta encoding, run-length encoding, or more powerful lossless data compression. Where event-driven reporting (delivering changes or thresholds crossed only, e.g. instead of full-state updates) is application specific, it should be used instead of periodically updating the full-state to

reduce the number of unnecessary transmissions and prolong network lifetime. The selected aggregation and compression strategies should also be able to avoid loss of the much needed context or granularity especially when it comes to time critical or high precision applications in the urban environment.

Firmware Over-the-Air (FOTA) Updates

The urban networks should be flexible and upgradeable to changes in needs, threats of security, or removing bugs. By supporting FOTA, provisioning firmware upgrades of thousands of distributed nodes and gateways can be performed remotely, a capability that saves manifold manual intervention. These gateways are supposed to be multi-protocol carrying dual-stack gateways that will be used to forward and interpret updates sent by both the Zigbee and the LPWAN nodes. Version control, ability to roll back and verification of updates using secure hashes or digital signatures should also be in place to ensure that no malicious codes are installed or devices get bricked. Bandwidth limitations on the LPWAN channel might be addressed by optimal update payloads, that include only differentiating data instead of the whole firmware image. Network congestion can be minimized by carrying out the updates during off-peak hours and through staged roll out processes in order to have sustained operation of the network.

To conclude, such prerequisites as thorough chosen adaptation gates placement, strong multi-level security, efficient data combination/compaction, easy remote control enable the consistent and effective implementation of a hybrid Zigbee-LPWAN net in the large-scale mission-related smart city structures.

CONCLUSION

This paper has shown that a hybrid communication architecture which combined both Zigbee and the LPWAN technologies provides a highly scalable, energy efficient and robust solution to the intricate nature of the smart IT systems in a city. Combining benefits of the low-power mesh networking based on Zigbee (using local, high-density coverage) with the wide-area coverage based on LPWAN (volume, low-bandwidth communication) groups enables the hybrid model to circumvent the individual drawbacks of each technology when applied alone.

The numerous benefits of the hybrid approach, including minimized power consumption, increased network lifetime, enhanced delivery of data reliability, and excellent scalability, were identified with the help of performance reviews and case studies, i.e., smart traffic and monitoring of the air quality. The two-tier

design along with intelligent data collection and ad modular gateways also provides easy interoperability and flexibility to adapt to a wide range of urban IoT applications.

Nevertheless, there are still some issues that need to be addressed like standardization of protocols, network control, and uniform provision of Quality of Service particularly through variable situations in the city. The significance of continued research and innovation is also illustrated by the necessity to subject the efficient placement of gateways, safe data transfer, scaleable over-the-air updates to further research.

To conclude, the suggested hybrid Zigbee-LPWAN model will serve as a powerful background of the smart city communication network of the future. When strategies are thoroughly considered and implementation focus on the open issues to overcome, this strategy will deliver resilient, future-proof connections to the vast majority of large-scale, mission-critical urban deployments-cities will be smarter, safer and more sustainable.

REFERENCES

1. IEEE Communications Magazine, "ZigBee wireless sensor networks and their applications."
2. Y. Lin, et al. "Performance evaluation of ZigBee-based wireless sensor networks." *Sensors*, 2013.
3. D. Miorandi et al., "A survey on LPWAN technologies: LoRa and NB-IoT," *Computer Networks*, 2018.
4. K. Mekki et al., "A comparative study of LPWAN technologies for large-scale IoT deployment," *ICT Express*, 2019.
5. R. Sanchez-Iborra et al., "Low Power Wide Area Networks and Enabling Technologies: Next Steps Toward the IoT," *Sensors*, 2018.
6. Y. Zhang et al., "Multi-layer WSN-LPWAN Monitoring Systems for Smart Cities: Architecture and Performance," *Sensors*, 2020.
7. A. Al-Fuqaha et al., "Internet of Things: A Survey on Enabling Technologies, Protocols, and Applications," *IEEE Communications Surveys & Tutorials*, 2015.
8. R. Madhushree et al., "Design and development of two stage operational trans-conductance amplifier with single ended output for EEG application." *JIVCT*, 2025.
9. A. Zor & A. Rahman, "Nanomaterials for water purification towards global water crisis sustainable solutions." *Innovative Reviews in Engineering and Science*, 2025.
10. T. M. Sathish Kumar, "Measurement and modeling of RF propagation in forested terrains for emergency communication." *NJRFCWS*, 2024.
11. K. S. Chakma, "Flexible and wearable electronics: Innovations, challenges, and future prospects." *PECE*, 2025.
12. G. Frincke & X. Wang, "Hardware/software co-design advances for optimizing resource allocation in reconfigurable systems." *SCCTS Transactions on Reconfigurable Computing*, 2025.